

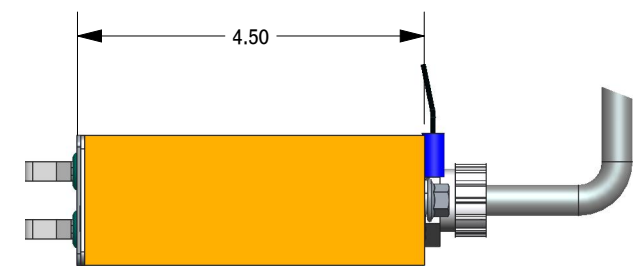
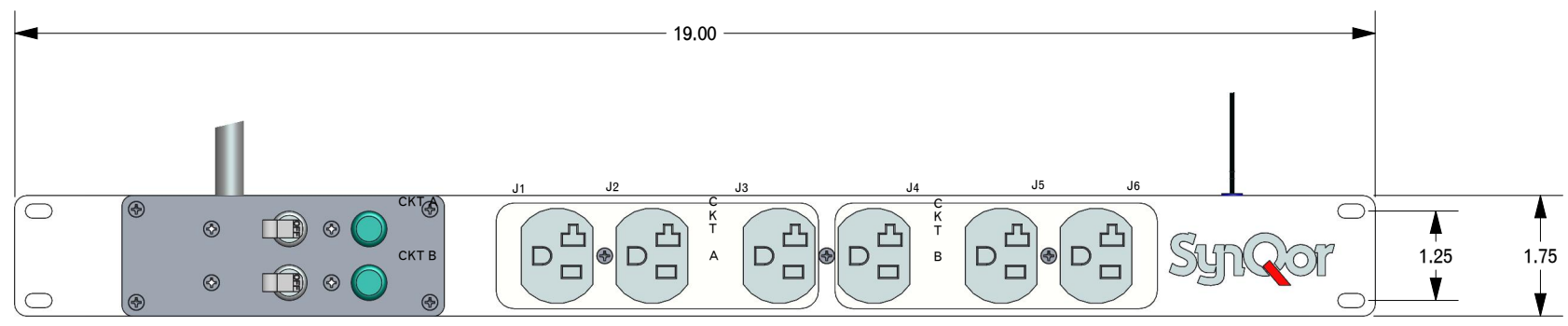
1

2

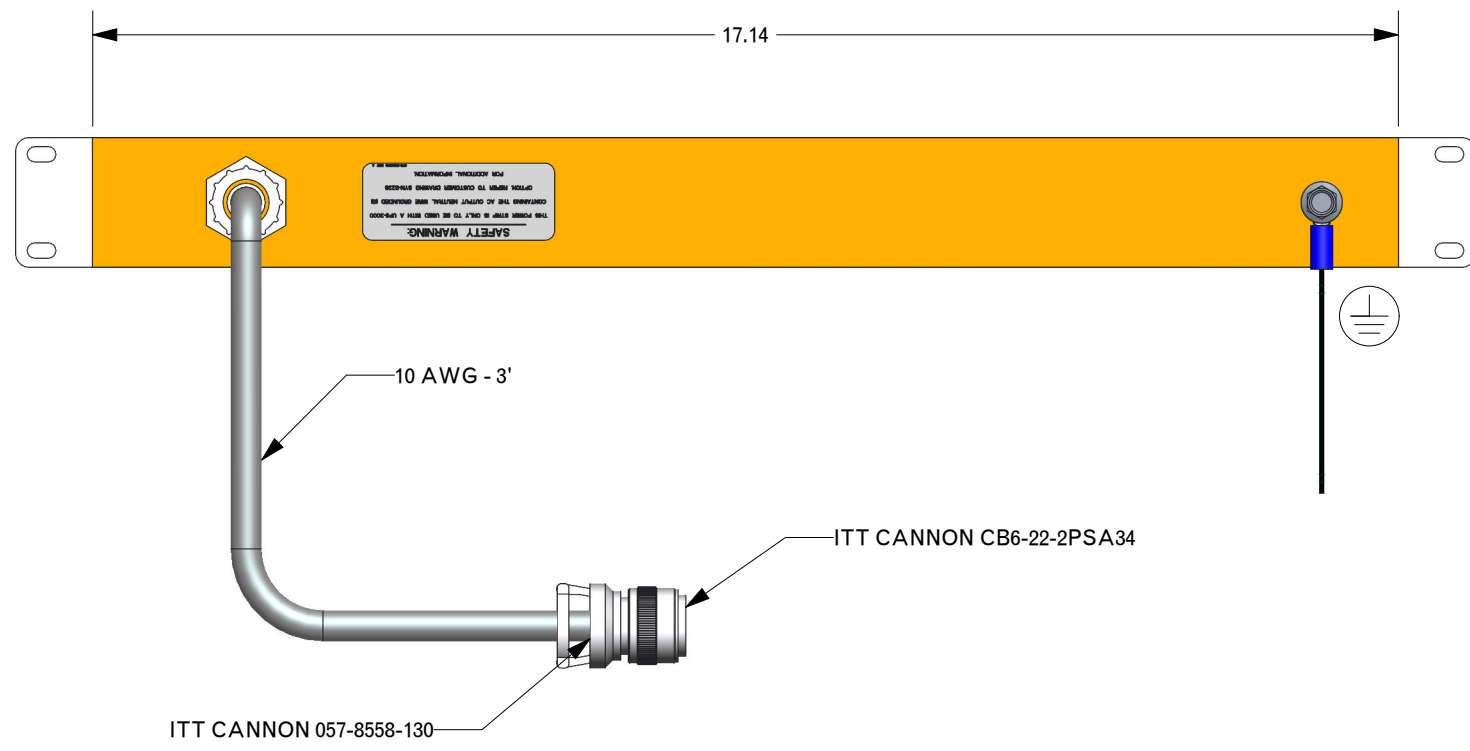
3

4

REVISIONS			
REV	DESCRIPTION	DATE	APPROVED
1	Initial release per ECO 14-19076	11/21/14	RGH
A	Production release per ECO 15-19465	03/18/15	RGH
B	Updated safety information per ECO 17-22961	10/12/17	JAK



IMPORTANT SAFETY INFORMATION
THIS POWER STRIP IS ONLY TO BE USED WITH A UPS-3000 CONTAINING THE AC OUTPUT NEUTRAL WIRE GROUNDED (G) OPTION. THIS POWER STRIP IS PROHIBITED FOR OPERATION WITH THE UPS FLOATING OPTION (F) AND THE UPS AC ELECTRONIC BREAKER OPTION (R).



- Notes:
- 1) Plug Receptacle: NEMA 5-20R, 20A 120V.
 - 2) Circuit Breaker: 20A, 2 Pole (individually tripping), Medium Delay
 - 3) Weight: TBD
 - 4) Standard hole locations for 19" rack mount

TOLERANCES: Unless otherwise specified: All dimensions in inches .X +/- .025 .XX +/- .010 .XXX +/- .005 Angles +/- 1°	 Third Angle Projection		 155 Swanson Road Boxborough, MA 01719-1316	
	UPS-3000 Power Strip With Breaker			
SOURCE: PRO/E SYN-9236				
THIS DRAWING IS THE PROPERTY OF SYNQOR LLC. It is not to be reproduced or copied, in whole or in part, or used for furnishing information to others, or for any purpose detrimental to the interests of SynQor. The information shown herein may be protected by patents owned or controlled by SynQor.	SIZE B	DATE 10/12/17	DWG. NO. SYN-9236	REV B
SCALE: 0.111		DRAWN:	CHECK:	SHEET 1 of 1

1

2

3

4